

10
ATLAS 1919 - 2019

ATLAS
SINCE 1919



JOIN FORCES WITH ATLAS LOADER CRANES



ATLAS LOADER CRANES

WWW.ATLASGMBH.COM

Always Mission Ready - Worldwide

**POWERFUL.
RESPONSIVE.
ROBUST.**

Building on technology to help achieve critical mission objectives, you need to know that the engineering cuts no corners. Atlas has loading cranes that can be relied upon to get the mission accomplished time after time no matter how hostile the environment, no matter which corner of the globe.

We supply powerful, durable and innovative products fully customised to your exact specifications, mission critical specifications to deliver exceptional task force efficiency.



Atlas loading cranes - No assignment is too tough **Quality that wins through:**

- Awesome lifting power and reach through superb kinematics
- Precise, sensitive controls for even the most delicate of lifting tasks
- Ease of operation, even when the operator finds themselves in the most demanding of situation
- Rapid deployment for speedy task completion
- Robust build for durability and survival when pushed to the limits
- Safe and dependable, safety systems come as standard
- LM+ System; Powerful enhanced performance when you need it most

The more unforgiving the climate, the better the performance:

Whether operating in Arctic or sub-tropical conditions; our engineering delivers time and time again:

- Operating temperatures between -40 degrees and +55 degrees
- High Altitude operation up to 3000 m above sea level
- High Humidity operation up to 100%
- Special anticorrosion treatments for the most demanding environments
- Special Seals for operation at low temperatures
- Oil Coolers for operation at high temperatures

- ATLAS GOVERNMENT PROGRAMS -

Serious projects demand high calibre equipment. The Atlas team's expertise is fully focused on one goal

- Equipping you with the best equipment in the world -

Equip your task force with Atlas Construction Machinery:

- TRUCK MOUNTED CRANES, EXCAVATORS AND ATTACHMENTS
- AIR TRANSPORTABLE
- FULL ILS SERVICES
- IN SERVICE MAINTENANCE SCHEDULES
- MID-LIFE REBURBISHMENT / OBSOLESCENCE PROGRAMMES
- ELECTRONIC AND HYDRAULIC CONTROL SYSTEMS ARE MANUFACTURED AND TESTED TO MILITARY SPECIFICATIONS INCLUDING EMC (MIL-STD 461) AND ALL CLIMATIC CONDITION REQUIREMENTS
- CORROSION PROTECTION TO MILITARY SPECIFICATIONS



Laying out the ground rules model by model and application by application

From 0 to 600 at innovative speed

ATLAS has a complete range of loader crane from 13 kNm to 600 kNm. You specify your requirements and we will design the product to suit your every need.

Chose from over 50 basic models and 230 different varieties of boom and jib combinations with up to 8 hydraulic extensions, 21 metres of reach with options for further reach via our extensive range of fly jibs.



Impressive Range

Our extensive range of cranes includes light duty cranes (13-56 kNm), medium duty cranes (65-240 kNm) and heavy duty loading cranes (250-600 kNm). Superlative performance and top-notch kinematics produce maximum lifting performance together with ease of operation and fast efficient setup and deployment.





Precision Engineering and Innovative Technology

More dependable than a Swiss watch

Optimum stabilisation of platform:

- Square profile outriggers available throughout the range
- Cylinder style outriggers available throughout the range
- Swivelling and upwardly folding outrigger available in special automatic configurations
- Manual operated or Hydraulically extendible outrigger supports
- Safety systems to ensure the outriggers are stowed properly during travelling

Firm foundations

- Crane bases available in as welded fabrications or cast units
- Optimized design to cope with ALL the forces applied during even the most demanding of lifts

Light yet robust

Our loader cranes are surprisingly light for a product that is so tough in the whilst undertaking the most rigorous tasks. The crane base and column are specially reinforced to take the strain where it hits hardest, time and time again.

Superlative Slewing Systems

Whatever the application we have the slewing systems to match. From 350 kNm we provide all cranes with fully continuous rotations through 360 degrees and with power and the precision movements to match.

Column and linkage rod

For thousands of hours on the job

Optimized design for the column preventing twisting and additional unwanted forces being applied. Hoses are routed through the column.

All pin, neck and foot bearings are designed to maximize product life.

Powerful movement

The linkage rod is designed to maximize the power curve of the boom movement.

Precision work. Perfect transportability.

Special design features allow for known vehicle space envelopes to be maintained. for example through a tilting device on column, the crane becomes ultra-compact, thus suitable for fast and simple handling for air transport.



Boom systems

Enormous generation of force

The truly sturdy design of the main boom enables huge lifting forces to be transmitted effortlessly.

Power to ancillary equipment

During operations involving accessories such as grabs, exact oil supply can be depended on – either via external pipes or well-protected hoses guides running internally along the lift boom. Oil circuitry fitted internally has the advantage of a tidy compact finish to the whole structure.

Stand out from the crowd


Depending on crane model, the jib comes with either an improved hexagonal-profile jib or as a welded square-profile unit. Also depending on crane type and the number of extensions, the extension/retraction cylinders are situated internally or externally.

Maintain adaptability

We install the jib either offset to or inline with the main boom – according to operational requirements. Well proportioned guide plates, interchangeable from the front, make sure the job runs smoothly and is almost “friction-free”.

Find the boom to suit

We offer a wide variety of booms for you to choose from: telescopic booms arrangements figure in our portfolio just as often as our tried-and-tested folding and long-boom arrangement cranes.



Hydraulics

Precision work

Absolutely accuracy: carefully selected hydraulic components ensure safe and minutely sensitive on-the-job crane handling – producing a rapid and precise workflow.


The complete hydraulic system is electro-hydraulic. It comprises of a single load-sensing control valve block, which provides six different hydraulic functions via a fully proportional electronic remote control system consisting of a detachable control panel with wanderlead.

Greater oil flow

Strong oil flow and high working pressure join forces to make our loading cranes both fast and reliable.

Hydraulic oil

The crane is designed to use the NATO specified hydraulic oil of your choice including H 515 for special low temperature operations.



Electrical systems

In command

The control panel and main terminal box are located on drivers side of the truck.

Computer-controlled ACM–System (Atlas Crane Management) diagnostic system provides top servicing and maintenance data.

Sensor malfunctions

- Faults in CAN-bus-system
- Deviations from settings in overload system
- Discrepancies in preset pressure values

Operation

Mission control

Versions: standard controls; horizontal and vertical; also, column mounted seat controls arranged as linear, cross or foot levered; radio or cable remote control.

Convenient remote control

Remote control with the “Atlas Load Sensing System” permits the crane to carry out ultra-sensitive load handling for any mission. With the option of Kevlar protected Umbilical cables or full Radio control the Atlas crane can deal with any situation.

- Lightweight
- Extra sturdy
- All-digital data communication
- Continuous monitoring of crane workloads via display as an option
- Clips onto belts



Attachments

Superior attachments

We supply crane hooks, grab attachments and hook blocks for cable winch operations in line with state-of-the-art expertise in the field of mechanical engineering and structural steelwork manufacture.

High tensile steels, trusted technology and decades of experience all unite to guarantee effective results.



Assured standards: take quality for granted

You benefit from the high standards we insist our products meet.

- ISO 9001
- EN 12999 Cranes
- Machine Directive 2006/42/EC
- EMC Directive 2004/108/EC
- EN 292-2 T1,T2
- EN 418
- EN 13309
- EN 60204





Safety

Safety briefing

Load-holding valves prevent the crane's main boom lowering - this feature is standard on slewing and rotating gears, on boom hoist and jib cylinders, also extension/retraction cylinders. Valves are effectively cushioned from sustaining damage. The well-engineered and easy-to-operate safety feature for manual outriggers meets the protection requirements as laid down in EN 12999.

For good measure

- Emergency stop buttons for the crane are located at ALL control stations as well as on the optional remote control chest pack and based on requirement at the vehicle.
- All movement is controlled and monitored by proxy switch and contactless monitoring sensors.
- Feedback on operational status and monitoring of load conditions are provided to the user interface and can be used for manual or automatic dialog and actions.
- Designed for high performance and high availability.

Servicing


Optimum serviceability

- One-point lubrication for all column bearings and slewing gears.
- Good accessibility to all major components.
- Onboard diagnostics to monitor the system in any case.

Expert partners in servicing

Our worldwide web of dealers with service stations and workshops close to you are ready to maintain your crane with the right spare parts on site. Our teams of technicians offer years of experience and offer services ranging from routine maintenance and accident repairs to customization and reconditioning.

If your dealer does not have the right part in shelf – no problem! The central warehouse of ATLAS will deliver within 24 h.



LOAD. PRECISION. REACH.



ATLAS LOADER CRANES

GANDERKESEE FACTORY

Atlas GmbH
Atlasstraße 6
D-27777 Ganderkesee,
Germany

Tel.: +49 (0) 4222 954 0
Fax: +49 (0) 4222 954 220
E-mail: info@atlasgmbh.com
www.atlasgmbh.com

VECHTA FACTORY

Atlas GmbH
Theodor-Heuss-Str. 3
D-49377 Vechta
Germany

T: +49 (0) 4441 954 0
F: +49 (0) 4441 954 299
E-mail: info@atlasgmbh.com
www.atlasgmbh.com



DELMENHORST FACTORY

Atlas GmbH
Stedinger Straße 324
D-27751 Delmenhorst
Germany

T: +49 (0) 4221 49 10
F: +49 (0) 4221 49 14 43
E-mail: info@atlasgmbh.com
www.atlasgmbh.com

NATIONAL SALES & SERVICE FACILITY

Wharfedale Road,
Euroway Trading Est.
Bradford, England BD4 6SL
United Kingdom

T: +44 8444 99 66 88
F: +44 1274 65 37 85
E-mail: atlasuk@atlasgmbh.com
www.atlas-cranes.co.uk
www.atlasgmbh.com



ATLAS

WWW.ATLASGMBH.COM

Ref. no.: 6202787