

ATLAS 4505T

ATLAS

MADE IN GERMANY. SINCE 1919.



OPERATING WEIGHT

45 TONS

ENGINE POWER

210 KW

REACH

18.2 M

ATLAS FOR HIGHER EFFICIENCY

Experience the result of more than 100 years of expertise: a perfected design, attention to detail, and engineered to last. As a competent and highly efficient manufacturer of premium construction machinery in Germany, ATLAS develops loader cranes, excavators and material handlers – **all custom-built to exacting specifications**. ATLAS is the machine of choice for the toughest applications and for those who demand uncompromising quality.

**ATLAS POWER OF INNOVATION.
MADE IN GERMANY.**

R EFFICIENCY.

“For more than a century, our highly motivated employees devote themselves daily without fail to the design and assembly of tailor-made excavators and cranes that serve to increase productivity while simultaneously lowering your total cost of ownership. The proof of our dedication is reflected in working tenaciously every day in order to create innovative solutions. This tradition, which extends over generations, demonstrates our continuous commitment to developing high-quality machines that meet the ever-changing requirements and challenges of our time.”

Brahim Stitou,
CEO



THAT'S WHAT AN ATLAS IS ALL ABOUT.

HIGHER EFFICIENCY

Perfectly matched components make the powerful engine run at top performance. The ATLAS 450MH **features a long service life, low fuel consumption,** and impressive performance.

USER-FRIENDLY SERVICE

When developing the ATLAS 450MH, we made maintenance easy. **Easily accessible components** reduce downtime as well as maintenance cost and allow for fast replacement should the need arise. The optional telemetric system provides all relevant data of the machine.

POWERFUL STABILIZER CYLINDERS

The oversized stabilizer cylinders with a piston diameter of 160 mm feature anti-cavitation and direct-mounted stop valves to ensure a **secure stand** without the need for repressurizing.

A CAB FOR ALL

A spacious cab with the perfect combination of ergonomic controls and operating comfort featuring **outstanding 360-degree visibility** for higher safety, **air conditioning for clean cool filtered air**, as well as an **ergonomically adjustable air ride seat** to reduce work fatigue.



UNIQUE UNDERCARRIAGE DESIGN

Our custom undercarriage design combined with a powerful drive motor excels in a variety of conditions.

MAXIMUM STABILITY

Our proprietary welded slewing bearing and slewing ring support matched with a massive 11.6-ton cast iron counterweight provides maximum stability.

POWERFUL HYDRAULICS

With our efficient load sensing hydraulics, operators can literally **feel the power** of our Material Handlers. Our full pilot controls allow effortless changing from demanding tasks **at full speed to precision tasks with ease.**

UPTIME – ALL THE TIME

We partner with reputable suppliers to provide **high-quality components matched to our demanding specifications** – the result is a reliable machine with predictable performance. Our **telemetric system** provides all relevant data to help companies see what's happening..

OPTIMUM SAFETY

A large cab door and non-slip steps ensure **safer access to the cab.** LED lighting increases visibility. ROPS and FOPS certified cabs (with optional cab protection) are included to protect your most valuable asset – your people.



WORKING EQUIPMENT FROM IN-HOUSE MANUFACTURING

Our in-house designed attachments allow for **greater flexibility** and tailored solutions and are built to last.

POWERFUL, EFFICIENT, MINIMUM DOWNTIME.



FAST CYCLE TIMES AND PRECISE WORKFLOWS

The first thing operators notice is how quick the ATLAS 450MH really is. This comes from a combination of optimized hydraulics and precise control. Thus, the ATLAS 450MH enhances productivity at any recycling yard.



LOW NOISE LEVEL – IN AND OUT

The special sound-proofing produces a quieter workplace for the operator, allowing increased focus for the job at hand. Our bearings and engines emit reduced sound levels as well, making it a better place to work for those inside and outside the cab.



REDUCED TIME TO SERVICE – MORE TIME TO PRODUCE

With easy-to-access components and an extended maintenance schedule, our machines will not only reduce the time needed for repair but also the cost of that repair.

ELEVATED VIEW THANKS TO ATLAS CAB LIFT



The machine shown is for illustrative purposes and may differ from the products currently offered.

Discover the ultimate view with our hydraulically raising cab. With an impressive height of up to 5.6 meters, ATLAS helps you see more so you can do more.

This increased visibility helps protect the core of the company – its people. Work safe.

FEEL. GOOD. CAB.

WITH ONE OF THE INDUSTRY'S MOST COMFORTABLE WORKPLACES, ATLAS CABS FEATURE 360-DEGREE PANORAMIC VIEWS, EASY-TO-READ GAUGES, ERGONOMIC CONTROLS, LOW NOISE LEVELS, AND EXCELLENT VENTILATION.

The cabs of our material handlers are the envy of the industry.

Special emphasis is placed on clear arrangement, health, comfort, and functionality. With non-slip steps and wide access, our cabs are easy to enter and exit.

The seat is ergonomically designed, made from premium materials, and available in various designs – from the pneumatic suspension and lumbar support to individual adjustments, our seats keep the operator comfortable. And for those cold days and nights, heated seats are standard.

The comfort doesn't end there. Ranging from the adjustable control panel and the ergonomic joystick, all control levers and switches are within reach. The automatic climate control not only provides for cooling but also ensures warmth in any environment. With our superior filtration system, both the cab and the operator are safe with clean dust-free air. All of this is easily controlled via the display.

The large-scale glazing of the cab with a very large front window, undivided side window panes that angle down, and a low-slung rear window ensures that the operator has an unobstructed view of the working environment – from an elevated position with the ATLAS cab lift.







**A CAB
DESIGNED
PERFECTLY FOR
EVERYONE.**



// Multifunctional panel

Small, clearly arranged and made for quick access. The optimized design of the push buttons and switches makes our machines easy to operate.



// Air conditioning

Our advanced design provides clean air at the right temperature, and is standard.



// Monitor with side and rear-view camera

The standard monitor ensures maximum safety thanks to a bright screen, in particular when rotating and operating in confined spaces.



// Smartphone tray with USB port

Stay connected and charged while working.



// Non-slip flooring

Our floors contain a special additive to make them slip-resistant. They are also easy to clean.



// Comfortable joysticks

With a simple uncluttered design, our joystick moves ergonomically with the seat – and fits any hand. Take your work to a new level of versatility with our optional joystick steering that works without the conventional steering wheel. This innovative option allows you to steer your machine with effortless precision and, at the same time, maximize comfort and user friendliness.



// Bottle holders

Like any modern vehicle, our cabs include space for your drinks to stay safe and hydrated.



// Cooler

The optional integrated cooler with electrical hook-up helps you deal with any environment.



// Stow-away front window

The lower part of the front window can be opened and easily stowed for those times that clear visibility or direct communication is needed for safety.







ENGINE



Cummins

// B 6.7 – intelligent and efficient

The powerful 6-cylinder engine made by Cummins is an outstanding example of the modern art of engineering. It not only offers impressive performance reserves, which guarantee high operational capability even under extreme conditions, but also a remarkably low fuel consumption. Moreover, this engine meets the latest emission standards, which makes it the eco-friendly choice for companies placing special emphasis on sustainability.

// Compliance with emission standards:

EU-stage 5 and US EPA Tier 4 with
DOC / DPF / SCR TIER IV final and the EU-stage 5.

HYDRAULIC SYSTEM



Linde Hydraulics

The hydraulic system ensures quick response times by providing maximum utilization of the available engine performance. At the same time, via LSC management, the hydraulic system made by Linde Hydraulics provides movements independent of the load by means of an electronically controlled pump. This intelligent performance control ensures high flow distribution combined with proportional work functions.

For enhanced efficiency, ATLAS hydraulics feature multiple work modes selectable from inside the cab. For maximum operating performance, a power boost is available as well.

AXLES



KESSLER

The combination of frame, axles and transmission provides the perfect combination of power and enhanced stability, while the robust frame structure ensures higher uptime and a long service life of the machine.

The heavy-duty axle includes a lock for driving across a variety of terrain. The pendulum axle design can be controlled automatically or manually.

SWING SYSTEM



Thyssen Krupp – Rothe Erde

Thanks to internal gearing and sealed ball bearings, the ball bearing slewing ring from Rothe Erde is an ideal and cost-effective solution. The design is resistant to major torque fluctuations at all times.

ATTACHMENT TOOLS



ATLAS

ATLAS offers a wide range of attachment tools for the most diverse requirements –all designed **by us**.

This provides you with plenty of benefits:

Very wear-resistant – thanks to the use of high-tensile steels and a solid construction.

Maximum efficiency – all attachment tools are specifically designed for your excavator model and will fit perfectly.

Certified – according to the applicable safety standards

Guaranteed – with full warranty coverage and support

Added value – enhanced resale value

It has been proven: The use of high-quality attachment tools can help to reduce fuel consumption and emissions, aiding both production and the environment.

Scan QR code to go directly
to **attachment tools**:



TECHNICAL DATA

ENGINE

Gross power (ISO 14396)	210 kW
Model	Cummins / B 6.7 EU Stage V
Type	Turbocharger / intercooling
Displacement	6700 cm³
Number of cylinders	6
Cooling system	water-cooled
Air filter	Dry air filter
Battery	2 x 12 V / 100 Ah
Generator	24 V / 70 A
Starter	24 V / 54.8 kW
Standard Basic equipment	automatic idling system / engine stop choke Diesel pre-filter Engine monitoring

HYDRAULIC SYSTEM

AWE 5 System (Load Sensing)	
Load-limit controlled high-performance pump	
Fuel-efficient flow-on-demand control	
Sensitive, proportional, independent control	
Primary and secondary protection against overload	
Regeneration plates for lifting and folding	
Holding valves for lift and articulated cylinders	
Proportional grab and grab rotating function	
Leakage oil filter	
max. 504 l/min flowrate	
max. 320 bar operating pressure	
Cylinder end position damping	
Operating modes	F1 (Fine) F2 (Eco) F3 (Power)
Accumulator for emergency lowering of the arm system	

SWING SYSTEM

Closed circuit	
Automatically controlled multi-disc locking brake	
Two swing gears	
Slewing torque	143 kNm
Upper structure rotation speed	6.5/min
Slow rate	201 l/min

TRAVEL DRIVE + BRAKES

Variable speed drive motor	
Powershift transmission	
Double-acting brake valve	
Travel direction pre-selection via switch on joystick	
Automotive traveling and cruise control	
Max. speed	16 km/h
Off-road speed	5 km/h
Crawling speed	1 km/h
Traction	140 kN
Gradeability	37 %
Dual-circuit brake system	multi-disc
Parking brake	multi-disc

UNDERCARRIAGE

Rigid steering axle	
Pendulum axle (rear axle)	
Heavy-duty axles	
Additional axle locking via left joystick	
Toolbox at undercarriage	
STD tires: 12.00-20	

VIBRATION EMISSION *

Hand-arm-vibrations	< 2.5 m/s²
Whole-body vibrations	< 0.5 m/s²
Measurement uncertainty according to standard EN 2096:1997	

* For assessment of hazard exposure acc. to 2002/44/EG, see ISO/TR 25398:2006

CAB

Extra-wide access	
Ample legroom	
Radio kit with mute function	
Installation kit for thermoelectric cooler	
Various storage options, document compartment	
Thermal insulating glazing, windows tinted	
Excellent panoramic view	
Bottle holder and cup holder	
Driver's seat	Comfort seat with headrest
	Arm rests and lumbar support
	Seat adjustable independent of console
	Air suspended
	Heated
	Horizontal and vertical suspension
	Lumbar support
Control	Ergonomic joysticks with proportional slide
	Slim steering column with adjustable height and tilt
	Switches neatly arranged on the control panel
	Pendulum axle locking on the left joystick
Monitoring	Operating data indication via display
	Automatic monitoring, warning, and storage
	Rear area monitoring camera
	Side-view camera, right-hand side
	Overload warning device, acoustically and visually
Air-conditioning	Automatic climate control
	Excellent air distribution due to optimally arranged nozzles
	Refrigerant R134a
Sound level	ISO 6396 (LpA) inside driver's cab: 69 dB(A)
	2000/14 EG (LwA) ambience level: 104 dB(A)

TIRES (OPTIONAL)

Solid rubber 12.00-24
Setco 24x42 (12.00-20)

REFILL CAPACITIES

Fuel tank	740 liters
Cooling system	42 liters
Engine oil	20 liters
Hydraulic tank capacity	490 liters
Hydraulic system capacity	970 liters
Ad Blue®	50 liters

OPERATING WEIGHTS*

BASE ARM	ARTICULATED ARM
10.65 m (C91.5i)	8.30 m (91.15i)
Stabilizers 4-fold	45 tons

*Operating weight incl. driver, machine filled, and 1.5 ton for attachment tools.

ATTACHMENT TOOLS (SELECTION)

Clamshell bucket
Orange peel grab
Load hook
Load lifting magnet
Log grab



OPTIONS

**IT'S WORTH IT: OUR ATLAS ACCESSORY EQUIPMENT
FOR EXTRA COST-EFFECTIVENESS AND SAFETY.**

FOR MORE EFFICIENCY

Rotating beacon

Transmission protection

Rockfall safety guard

Hydraulic adapter kit, stabilizers can be operated for each axle separately

Variolift

Bio-oil

Lift 2.7 m + 600 mm elevation

DRIVER'S COMFORT

Proportional control of stabilizers via slider on joystick

Synchronous electrical central lubrication system with monitoring function for upper carriage and boom equipment

Joystick steering with and without steering wheel

270° camera system

LED working lights

Driver's seat Premium (Actimo Evolution)

Electric cooler

Radio with USB port and Bluetooth

Buzzer alert for drive mode

**FOR ADDITIONAL ACCESSORY EQUIPMENT,
SEE PRICE LIST**

**SPECIAL SOLUTIONS
ON REQUEST**

WE KEEP YOUR ATLAS RUNNING.

**24-HOUR SPARE PARTS SERVICE FOR IMPROVED READINESS.
ATLAS SPARE PARTS GMBH DELIVERS ACROSS EUROPE AND AROUND
THE WORLD. ALWAYS GENUINE PARTS. ALWAYS FAST.**

Regular checks and servicing of your machines prevents breakdowns and downtime. Exchange and replacement with ATLAS genuine parts ensure quality that pays off for our customers. Nevertheless, if you do encounter a problem, ATLAS Spare Parts will provide you with genuine parts in a short time.

ATLAS Spare Parts holds more than 50,000 parts in stock at their distribution centre in Ganderkesee to ensure that your machines are ready for use again very quickly.

For customers ordering a part in Europe, it is usually delivered within 24 hours.

Whether it concerns parts for brand new models or machines that have been in operation for more than 40 years and beyond, our experienced teams ship quickly and worldwide. More than 200 service centres and 80 dealers provide comprehensive support – directly at your location or at the construction site. You can rely on the quality, expertise, and availability that only ATLAS Spare Parts can offer.

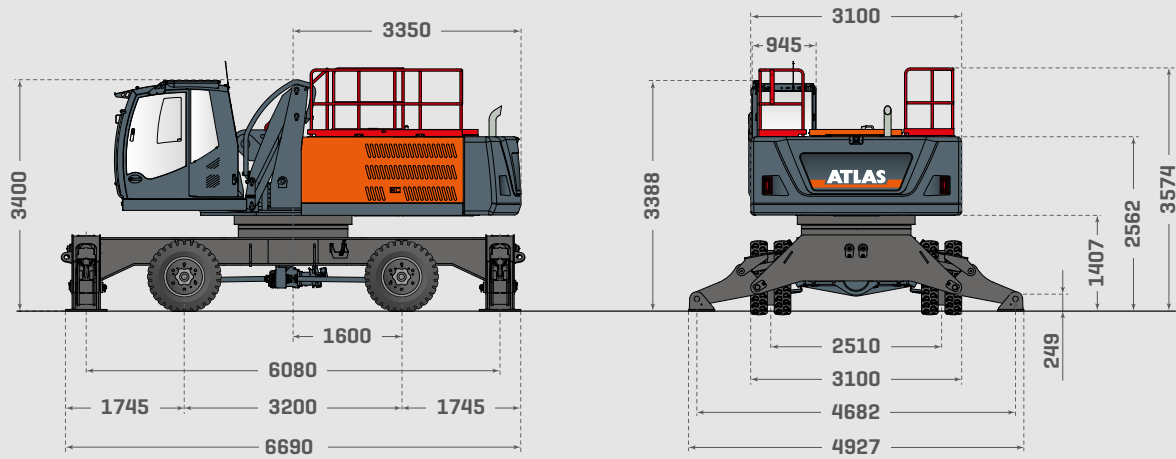
Scan QR code
to get to
Spare Parts Service:



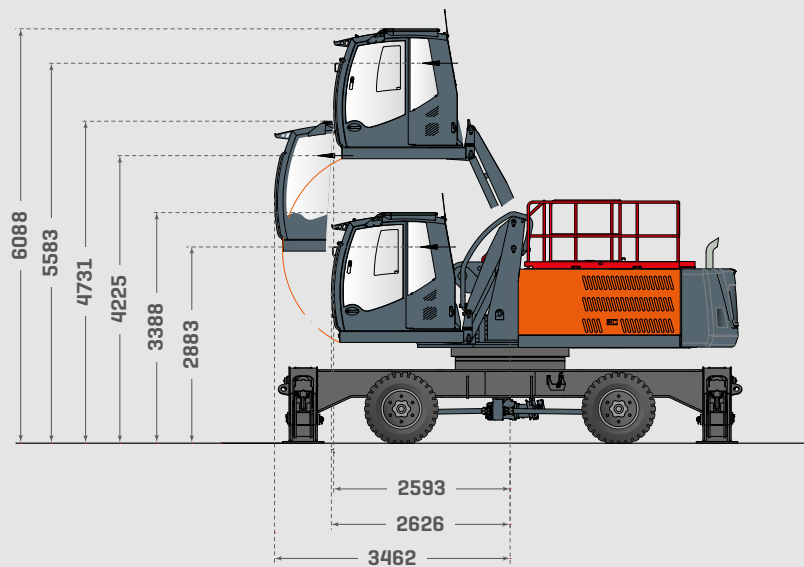
ATLAS ORIGINALS



BASE MACHINE

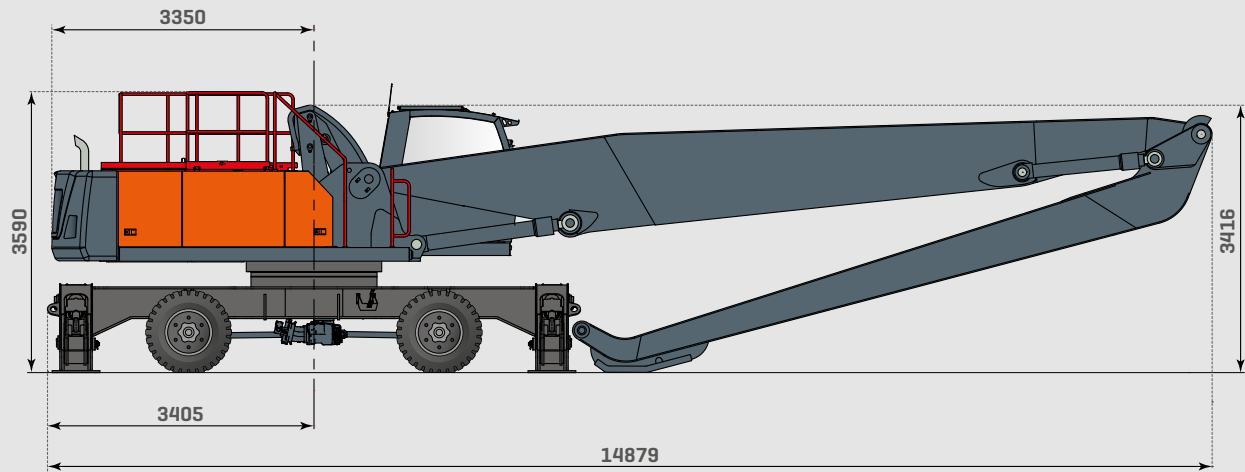


BASE MACHINE, LIFT 2.7 M

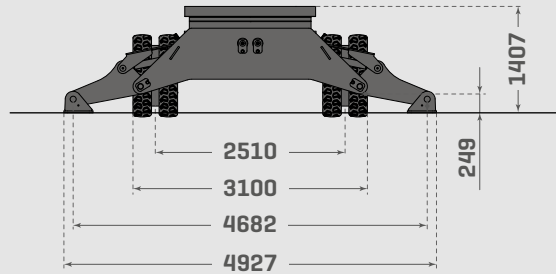
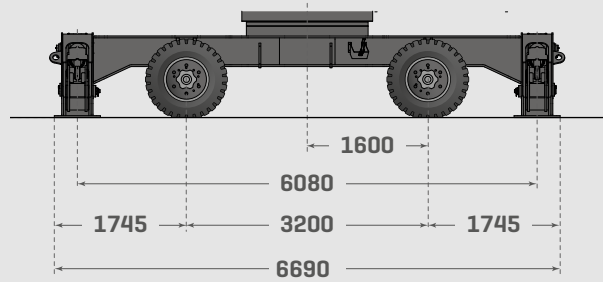


TRANSPORT POSITION

A450.32, C91.5I, D91.15I

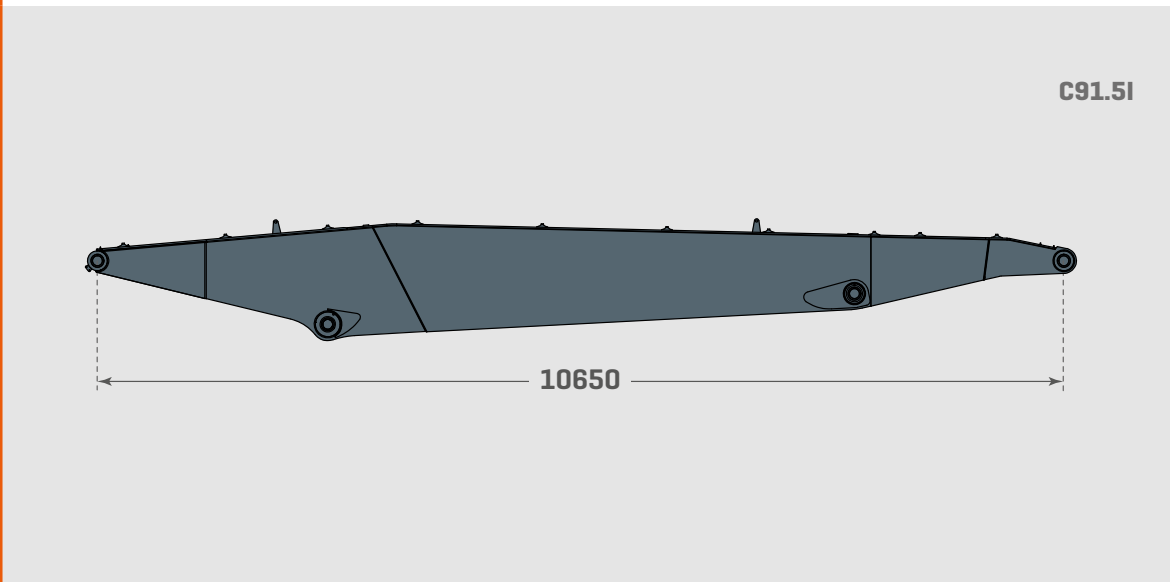


SUPPORTS

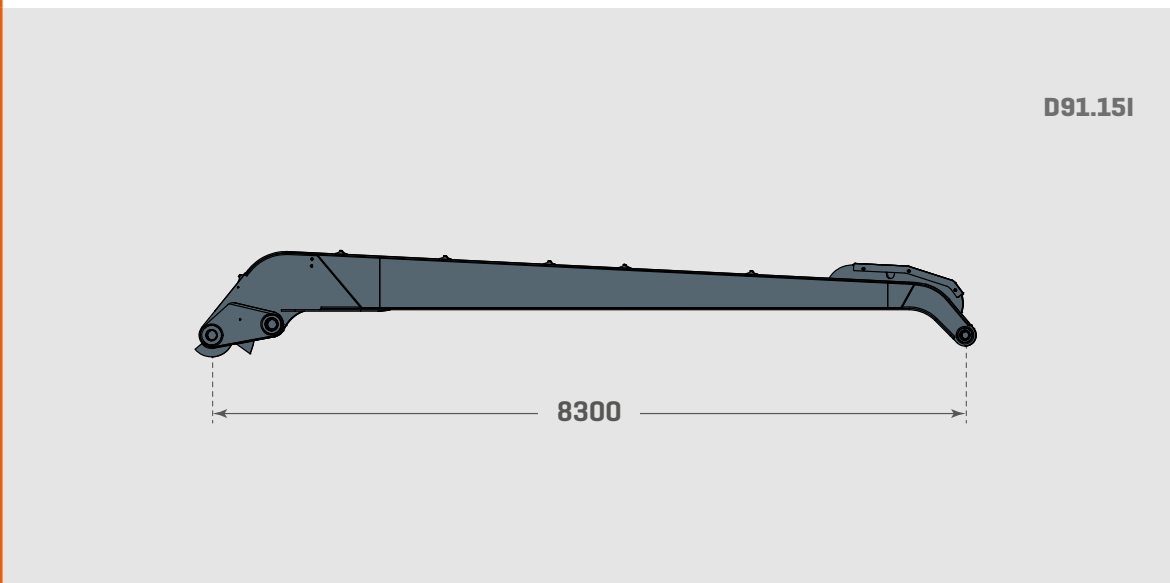


BOOMS & ARTICULATED ARMS

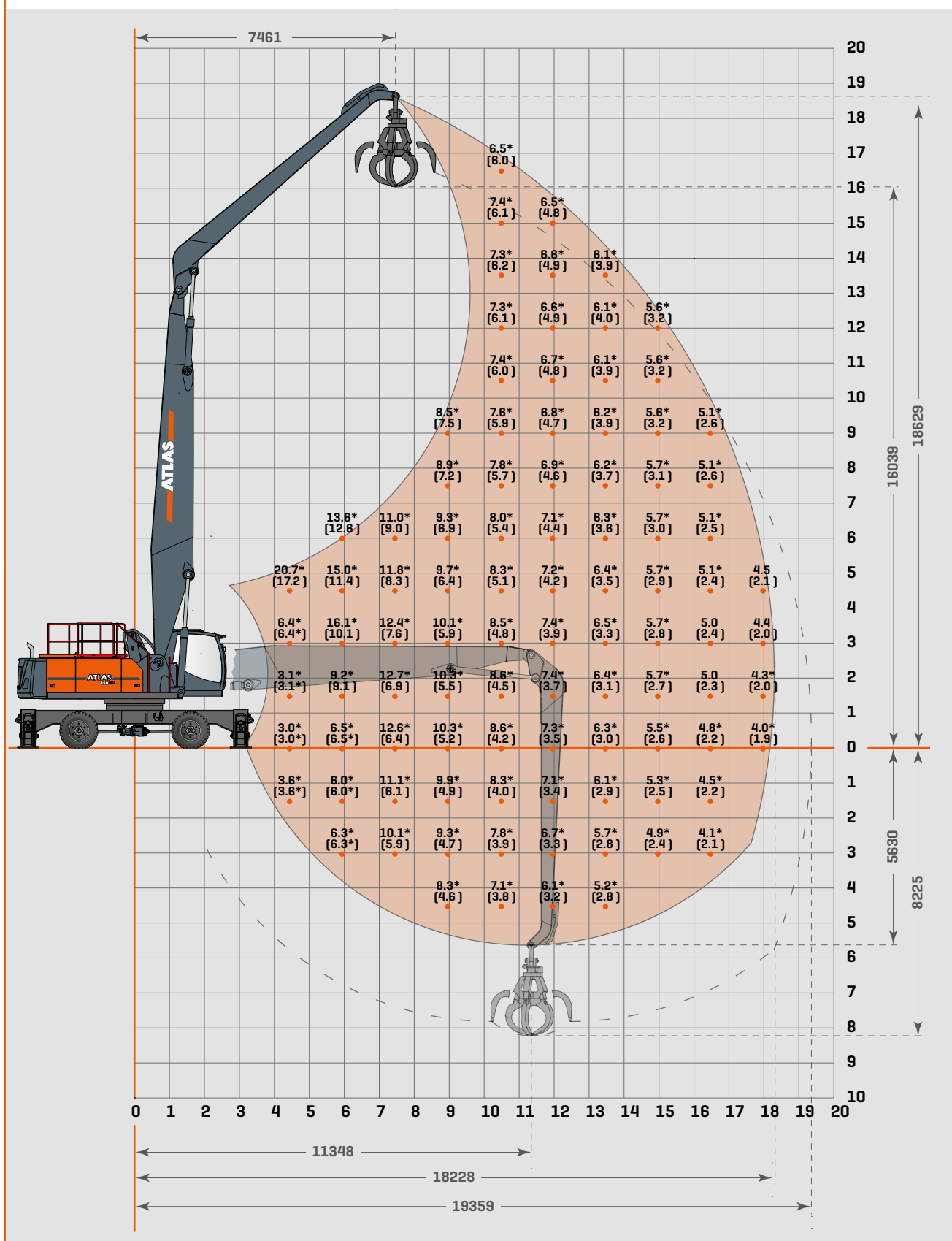
BOOMS



ARTICULATED ARM



LOAD CAPACITY WITH BOOM C91.5I, ARTICULATED ARM D91.15I



360° supported/supported (top) – 360° NOT supported / NOT supported (bottom)

The indicated maximum load capacities in tons (T) imply a stability of 25% or are calculated at 87% of the maximum hydraulic lifting capacity, according to ISO10567. These values apply at the tip of the arm (without bucket tipping cylinder, system of redirect levers) with optimum positioning of the corresponding arm system and with the pressure switched on. The weights of mounted load-carrying attachments (grab, magnet, load hook, etc.) are to be deducted from the load capacity values. *Limited by stability value..





1919

FOUNDATION

Hinrich Weyhausen founds the company and initially produces agricultural equipment at the Delmenhorst location.

1945

THE FIRST PATENT

The first patent for an ATLAS attachment crane is granted.

1950

FIRST FULLY HYDRAULIC EXCAVATOR

With the first fully hydraulically operated ATLAS excavator, the success story for an entire industry begins.

1956

ATLAS VECHTA

Start-up of the ATLAS factory at Vechta.

1960

ATLAS GANDERKESEE

Start-up of the ATLAS factory at Ganderkese.

1965

RAIL-ROAD EXCAVATOR

The world's first ATLAS rail-road excavator lays the foundation for a leading position in this market.

1980

ATLAS UK

Start-up of the Bradford, England location for production of ATLAS Cranes. Bradford, England.



1986

ATLAS WHEELED EXCAVATOR 1304

Market launch of the best-selling ATLAS excavator model yet.

2001

CHANGE OF MANAGEMENT

ATLAS is taken over by the American Terex Corporation.

2010

ATLAS MASCHINEN GMBH

The entrepreneur Fil Filipov acquires ATLAS and re-establishes the company as an independent business under the name of "ATLAS Maschinen GmbH".

2012

ATLAS SPARE PARTS GMBH

Foundation of ATLAS Spare Parts GmbH – in order to improve the efficiency of spare parts supply.

2014

NEW MANAGING DIRECTOR

ATLAS expands its product portfolio by tunnel excavators. At the same time, Brahim Stitou is appointed as managing director with sole power of representation of ATLAS Maschinen GmbH.

2015

INNOVATION³

ATLAS delivers the first electric excavator with many more to follow.

The name of the company is changed from ATLAS Maschinen GmbH to ATLAS GmbH.

2016

ATLAS GROUP SERVICES GMBH

Foundation of ATLAS Group Services GmbH. The groups Training (at the ATLAS-owned center), Service, and Warranty are now pooled in this company.

2017

MINI AND MIDI EXCAVATORS

ATLAS expands its product portfolio by mini and midi excavators.

2019

100-YEAR ANNIVERSARY

ATLAS proudly looks back on a 100-year history and duly celebrates the centennial.

2020

READY FOR THE FUTURE

ATLAS presents the first battery-powered excavator. The 200 MH accu is used in recycling for Stadtreinigung Hamburg.

Effective immediately, ATLAS machines are equipped with a stage V exhaust after-treatment system.

ATLAS manufactures driver's cabs in-house.

2023

NEW BRAND IDENTITY

ATLAS modernizes its branding, revises the type designations ZW, MH, wheeled, cranes, and enhances its profile in order to be well prepared for the future.

2025

PRODUCT EXPANSION

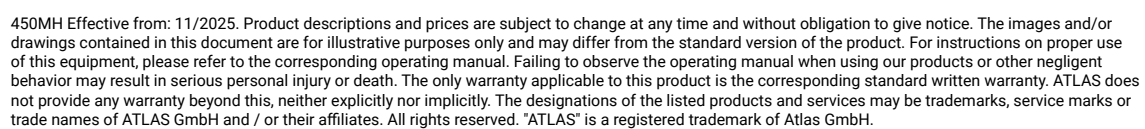
New: 135Wsr wheeled excavator, workman baskets, 450MH material handler, xxx.4 cranes, armored-glass cab, and much more.

**INNOVATIVE.
PASSIONATE.
PIONEERING.
SINCE 1919.**

OUR STRONG DEALER NETWORK.



- Argentina
- Australia
- Austria
- Azerbaijan
- Bahrain
- Belgium
- Bosnia and Herzegovina
- Brazil
- Bulgaria
- Canada
- Chile
- Croatia
- Cyprus
- Czech Republic
- Denmark
- Estonia
- Finland
- France
- Germany
- Greece
- Hungary
- Iceland
- India
- Indonesia
- Ireland
- Israel
- Italy
- Japan
- Jordan
- Kuwait
- Latvia
- Lithuania
- Luxemburg
- Macedonia
- Malta
- Mauritius
- Mexico
- Montenegro
- Morocco
- Netherlands
- New Zealand
- Norway
- Oman
- Peru
- Philippines
- Poland
- Portugal
- Romania
- Saudi Arabia
- Singapore
- Slovakia
- Slovenia
- South Africa
- Spain
- Sweden
- Switzerland
- Thailand
- Trinidad & Tobago
- Turkey
- Ukraine
- United Arab Emirates
- United Kingdom (UK)
- USA
- Yemen





GANDERKESEE FACTORY

ATLAS GmbH
Atlasstrasse 6
27777 Ganderkesee, Germany
T: +49 (0) 4222 954 0
F: +49 (0) 4222 954 220
info@atlasgmbh.com
www.atlasgmbh.com

VECHTA FACTORY

ATLAS GmbH
Theodor-Heuss-Str. 3
49377 Vechta, Germany
T: +49 (0) 4441 954 0
F: +49 (0) 4441 954 299
info@atlasgmbh.com
www.atlasgmbh.com

DELMENHORST FACTORY

ATLAS GmbH
Stedinger Strasse 324
27751 Delmenhorst, Germany
T: +49 (0) 4221 491 0
F: +49 (0) 4221 491 443
info@atlasgmbh.com
www.atlasgmbh.com

UNITED KINGDOM LOCATION

ATLAS Cranes UK Ltd.
National Sales & Service Facility
Wharfedale Road,
Euroway Trading Est.
Bradford, England BD4 6SL
United Kingdom
T: +44 1274 900900
atlasuk@atlas-cranes.co.uk
www.atlas-cranes.co.uk